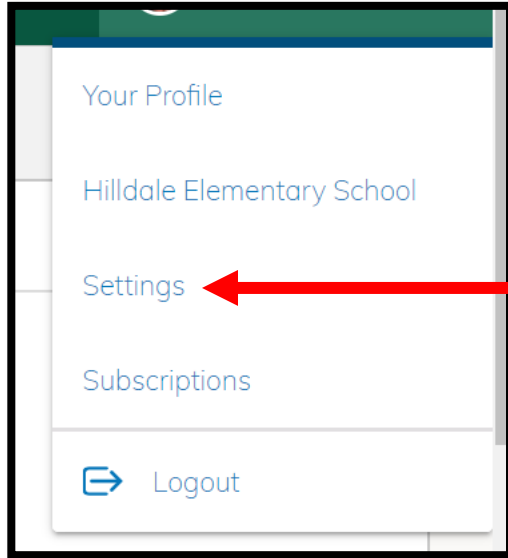


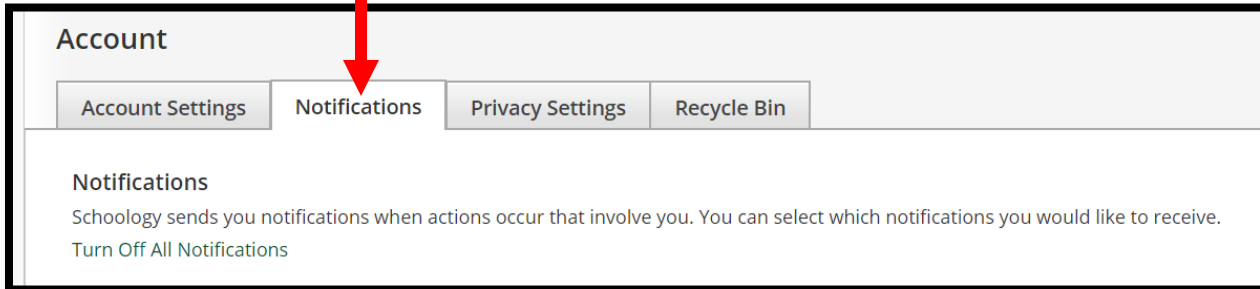
Schoology Push Notifications and Updates

Below are the steps you can use to set up notifications for Schoology. Please make sure to check your teacher's calendar for updates.

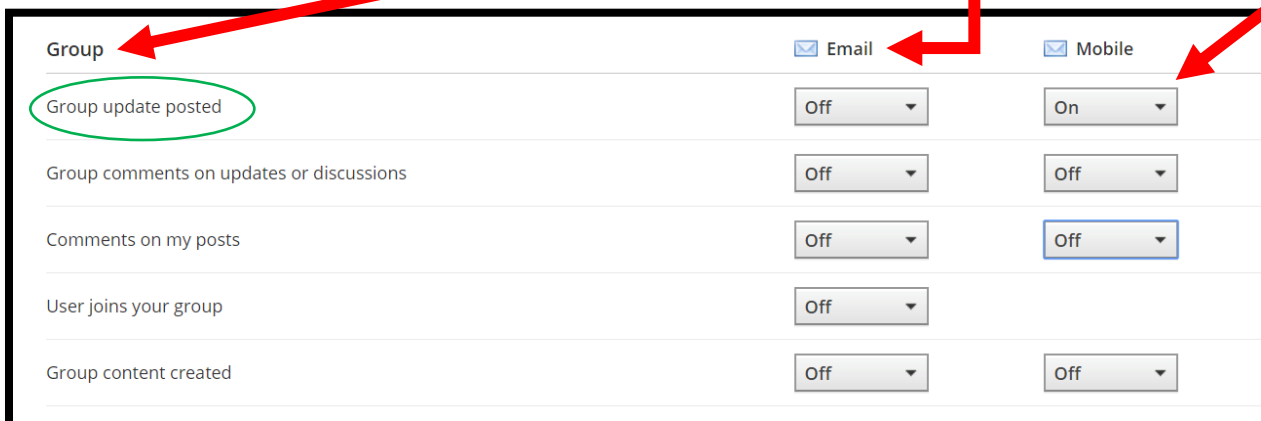
1. Go to <https://schoology.montville.net/home> .
2. Click on the drop down menu under your profile (right hand corner).
3. Click on **"Settings"**.



4. Click the 2nd tab: **"Notifications"** .



5. Scroll down to the area labeled **"Group"**.



6. Under **"Group update posted"**, use the drop down boxes and select **"On"** for email alerts, mobile alerts, or both.

7. Click on the **"Save Changes"** button on the bottom-left side of the page.

Save Changes